


Module II. Technical

Photo-video concept course

Topic 2. Sound and Script

Activity T2.L4.1. Record and voice over





Co-funded by the
Erasmus+ Programme
of the European Union



Workshop

Recording in studio



Tools for indoor
recording, criteria
and limits




TO DO THIS ACTIVITY
WE WILL HAVE TO
CHOOSE AN OPTIMAL
LOCATION FOR THE
INTERIOR RECORDING

WIDE, QUIET AND WITHOUT REFLECTIVE OBJECTS




Learn indoor recording skills




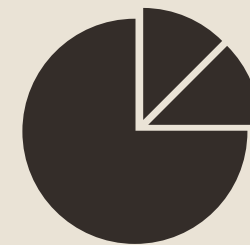

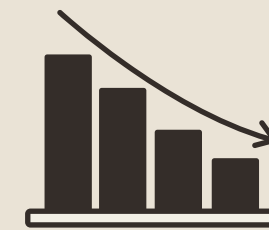


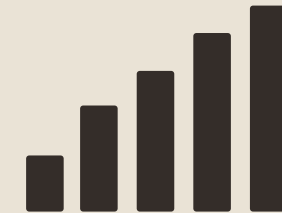
WE ALSO HAVE TO CHOOSE A
GOOD MICROPHONE AND AN
APP THAT ALLOWS US TO
RECORD THE SCRIPT WITH
THE MOBILE PHONE





Activity


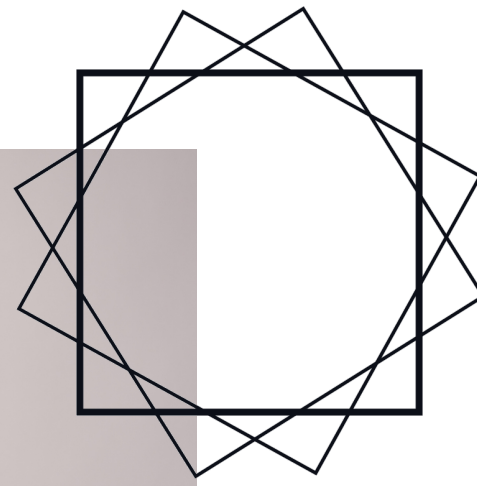
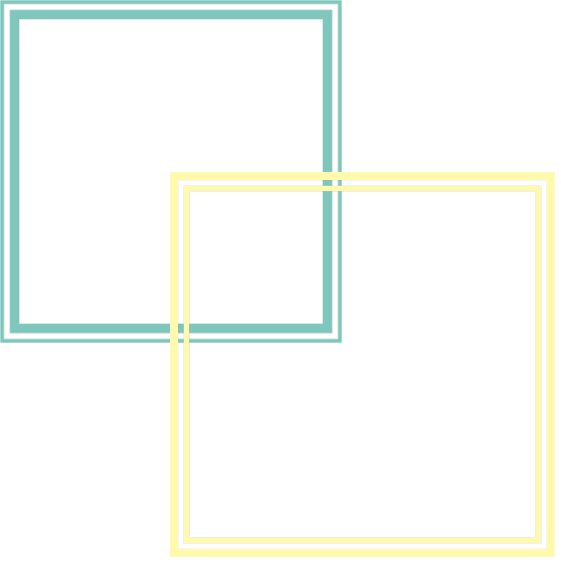
In this activity, students will record in an interior space the reading of a script prepared for a patrimonial reality. They have to organize the space where we are going to make the recording, download all the possible applications we might use for the recording, practice the script we are going to read, and record it.





Read the script quietly,
record short sentences
so you don't have to
re-record everything if
you're wrong.





OCITY

Creativity + Innovation & Technology

